



25mm knapp  
22mm bildyta  
30mm utfall  
33mm stanslinje

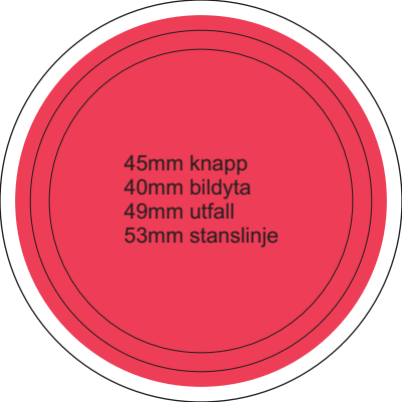
A diagram of a circular button with concentric circles representing different diameters. The innermost circle is the button itself, followed by a larger circle representing the image area, then a larger circle representing the button's diameter, and finally the outermost circle representing the stop line.

32mm knapp  
29mm bildyta  
36mm utfall  
41mm stanslinje




The diagram shows a large red circle with three concentric black outlines. The innermost circle is the smallest, followed by a slightly larger one, then a larger one, and finally the outermost circle which is the largest. The text is centered within the innermost circle.


38mm knapp  
34mm bildyta  
43mm utfall  
49mm stanslinje




45mm knapp  
40mm bildyta  
49mm utfall  
53mm stanslinje




55mm knapp  
50mm bildyta  
61mm utfall  
68mm stanslinje



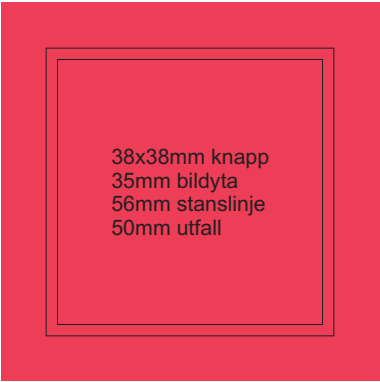
64mm knapp  
60mm bildyta  
70mm utfall  
76mm stanslinje



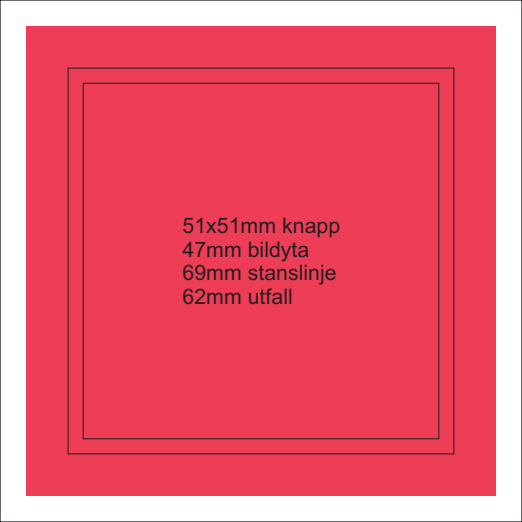
77mm knapp  
70mm bildyta  
87mm stanslinje  
82mm utfall



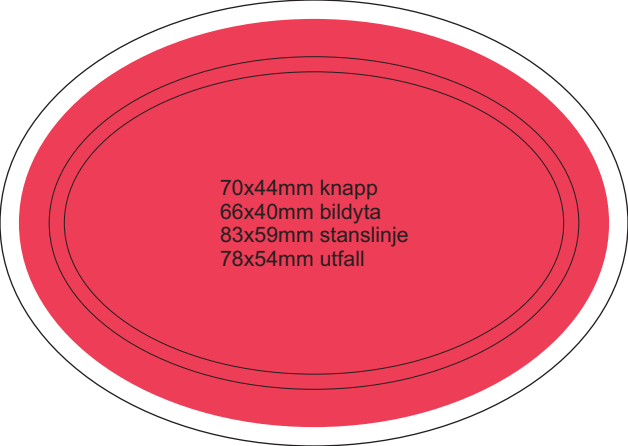
102mm knapp  
97mm bildyta  
116mm stanslinje  
110mm utfall



38x38mm knapp  
35mm bildyta  
56mm stanslinje  
50mm utfall



51x51mm knapp  
47mm bildyta  
69mm stanslinje  
62mm utfall



70x44mm knapp  
66x40mm bildyta  
83x59mm stanslinje  
78x54mm utfall